



DESHEEYA VIDYASHALA SAMITHI (R.)
DVS COLLEGE OF ARTS AND SCIENCE, SHIVAMOGGA

Sir M.V.Road, Post Box No.81, SHIVAMOGGA-577201,Karnataka State
IQAC

FEEDBACK ANALYSIS

Course Evaluation

Curriculum Development is defined as the process of selecting, organizing, executing, and evaluating learning experiences on the basis of the needs, abilities and interests of the learners and the nature of the society/ community. Renewing and updating of the Curriculum is the essential process of any university academic system. Curriculum development should cater student needs and should lead to improvement of student learning. To meet the need and requirement of the society and in order to enhance the quality and standards of education, updating and restructuring of the curriculum must be process. The students and teachers are the most important stakeholders of Higher Education systems. Hence periodical feedback of these stakeholders will be taken to design/update a curriculum

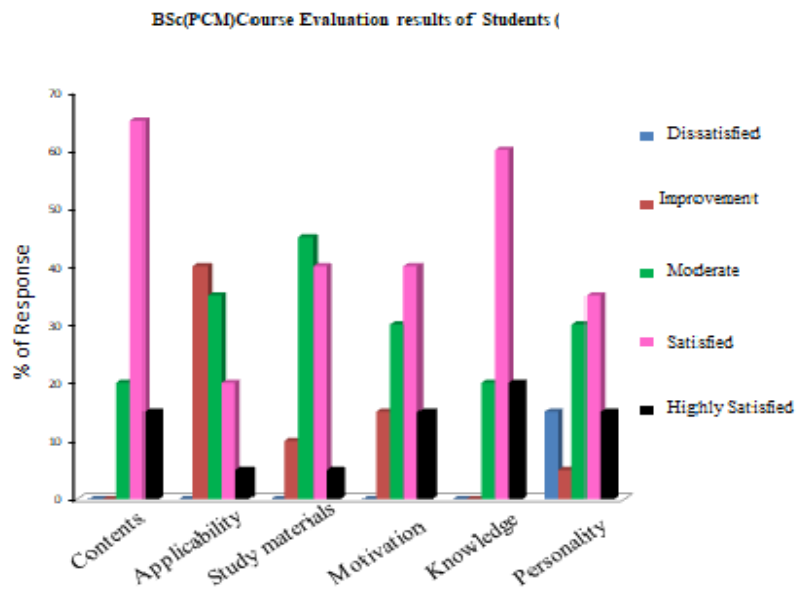
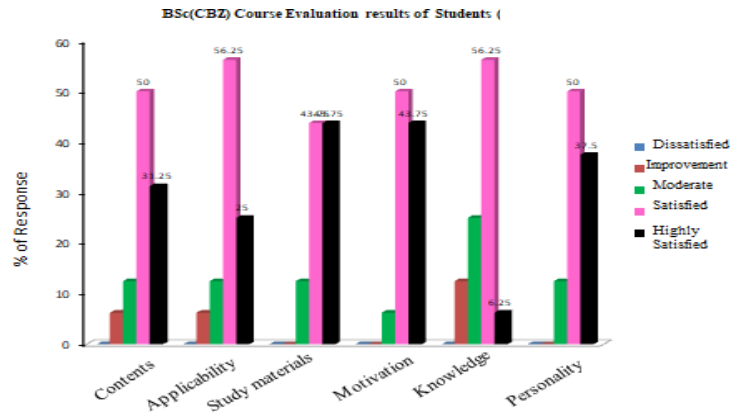
Feedback from stakeholders of education system on curriculum is essential to develop a competent syllabus. Different Stakeholders feedback on programmers offered is collected by the IQAC, analyzed systematically and reports are informed to concerned BOS members/teachers of the college. Many faculty members are in various Boards of studies. Departments are conducting curricular review meetings to assess the feedback from different stakeholders and resolutions will be communicated to respective Board of studies of University to evolve a need based curriculum. They have organized syllabus up gradation workshops to evolve an effective curriculum at university level.

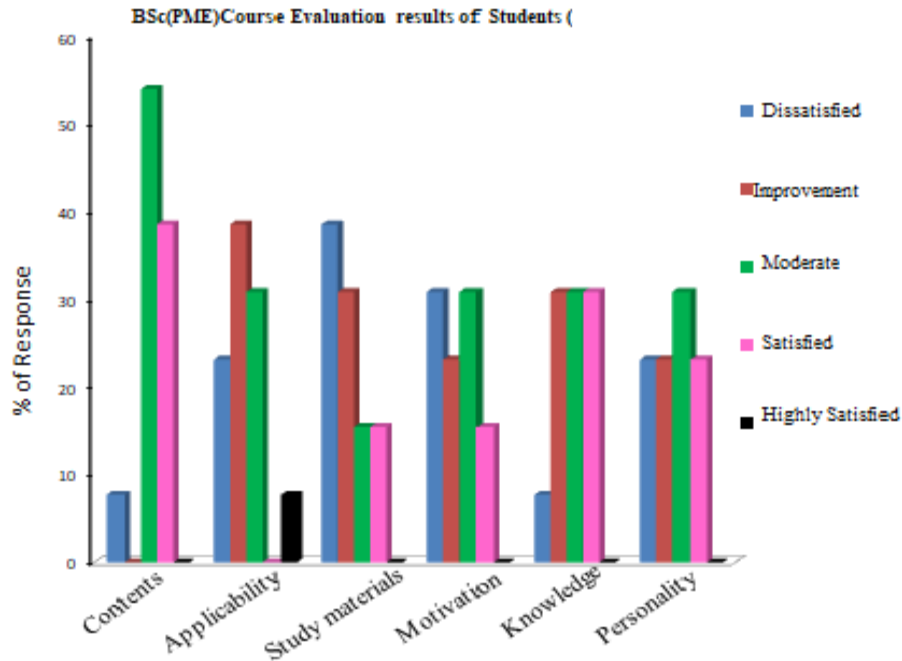
STUDENTS FEEDBACK ON CURRICULUM

ANALYSIS –Year 2022-23

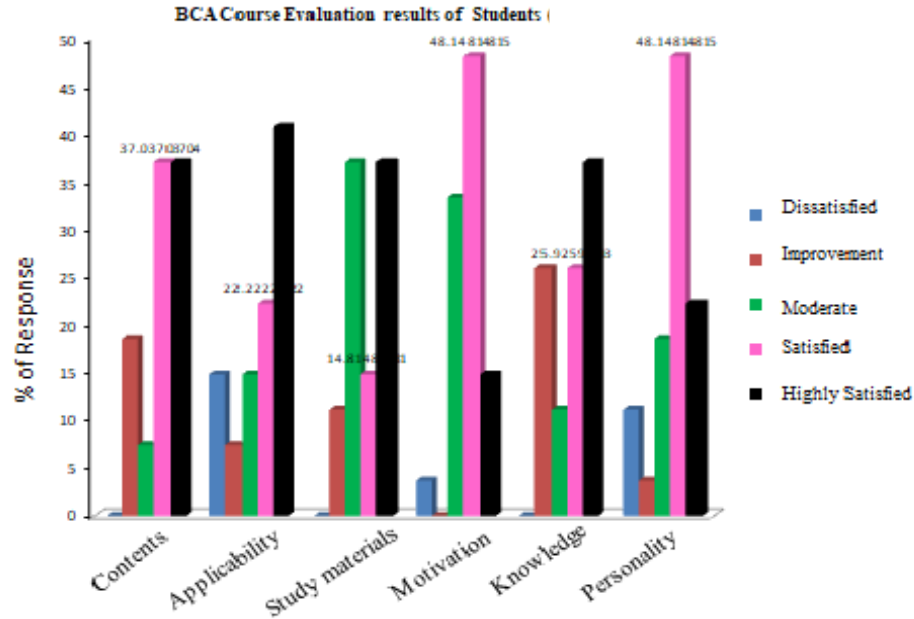
Final year students were asked to give feedback on syllabus content, applicability, learning resources provided etc.

- Around \cong 50% students in III BSc Class are satisfied with the course content and its applicability in general to real life, science and technology and also to career. They are also satisfied with availability of study materials, motivation they derived and overall personality development. Whereas \cong 40% students satisfied with knowledge base they could develop from it.
- \cong 60% students in III BSc combination Class are satisfied with course content and knowledge they developed from the syllabus. Whereas \cong 40% students satisfied with motivation they got and the supply of learning resources they could develop from it. its applicability in general to real life, science and technology and also to career. They are also satisfied with availability of study materials and motivation and overall personality development.
- \cong 50% students in III BSc Class are satisfied with course content . \cong 25% students are satisfied with its applicability in general to real life, science and technology and also to career. They are not satisfied with availability of study materials, motivation and overall personality development. Whereas \cong 30% students satisfied with knowledge base they could develop from it.



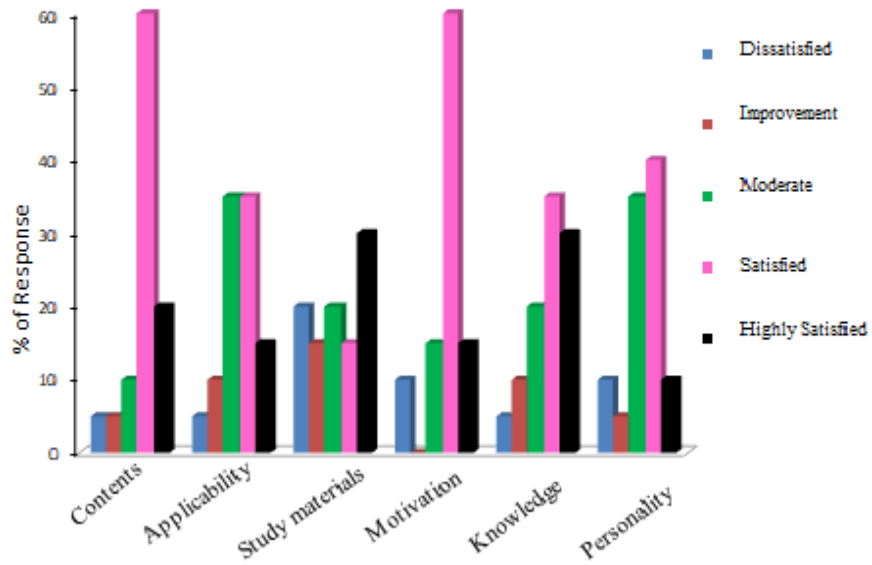


In BCA around 50% students in III BCA Class are satisfied with the motivation they derived from course and its contribution towards their personality development. Around 40% students are highly satisfied with its content, its applicability in general to real life, science and technology and also to career. They are also highly satisfied with availability of study materials.

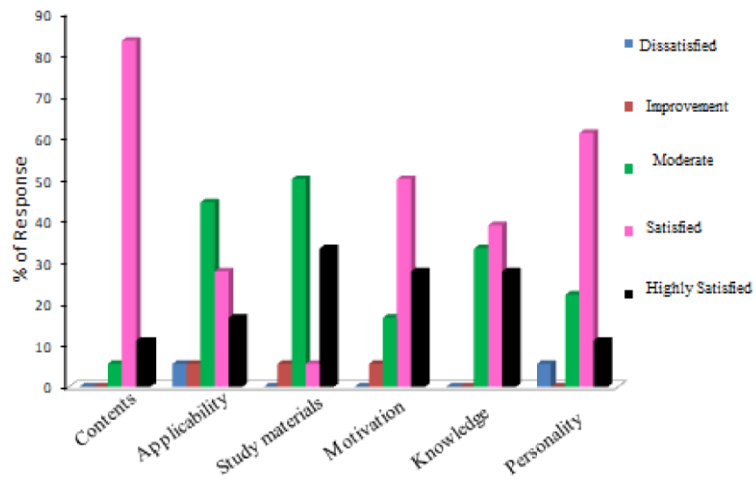


- In BA 60% students in III BA(HEE) Class are satisfied with contents and motivation they derived from course. Around 40% satisfied with course contribution towards their knowledge and personality development. 30% students are highly satisfied with course materials supplied.
- In BA 80% students in III BA Class are satisfied with course contents. Around 50% satisfied with course content for the motivation they derived, contribution towards their knowledge and personality development. 30% students are highly satisfied with course materials supplied

B.A(HEE) Course Evaluation results of Students



B.A Course Evaluation results of Students



STUDENTS FEEDBACK ON CURRICULUM

ANALYSIS –Year 2022-23

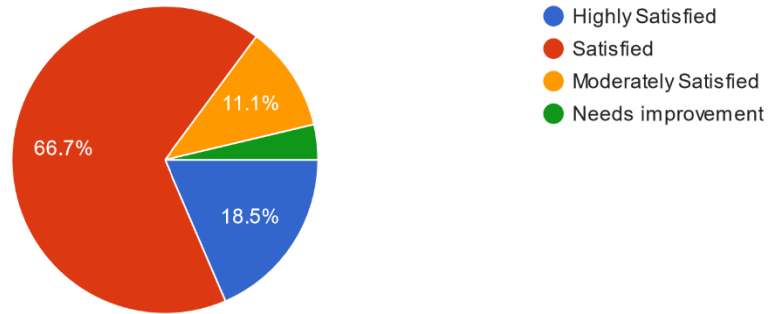
Curriculum development should cater student needs and should lead to improvement of student learning. To meet the need and requirement of the society and in order to enhance the quality and standards of education, updating and restructuring of the curriculum must be process. The students and teachers are the most important stakeholders of Higher Education systems. Hence periodical feedback of these stakeholders will be taken to design/update a curriculum.

Student's feedback collected and analyzed through Google forms.

BCom Students ANALYSIS –Year 2022-23

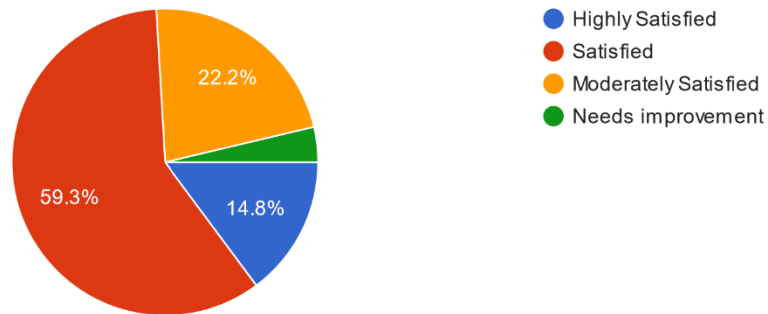
1.Contents of the Course Syllabus

27 responses



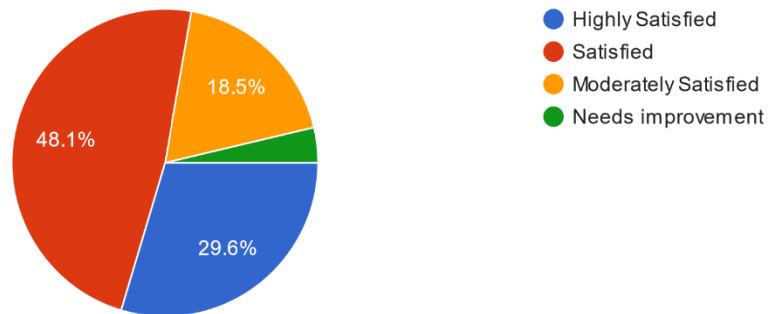
2.Applicability/relevance to real life/in science and technology/for career.

27 responses



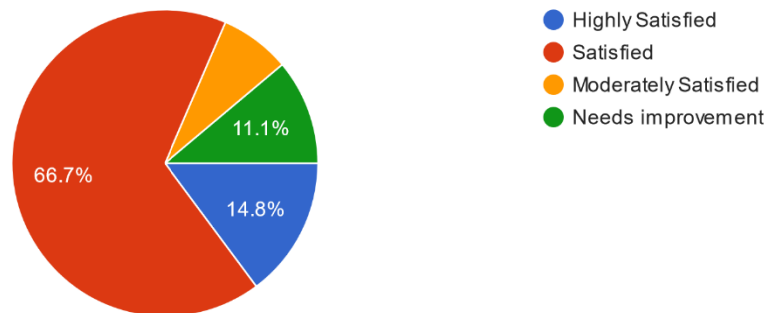
3. Availability of textbooks/ study materials for the course

27 responses



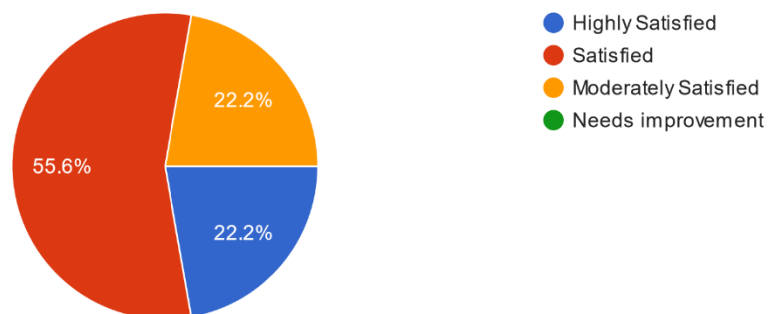
4. Whether the course content motivates you to aspire for higher studies/research ?

27 responses



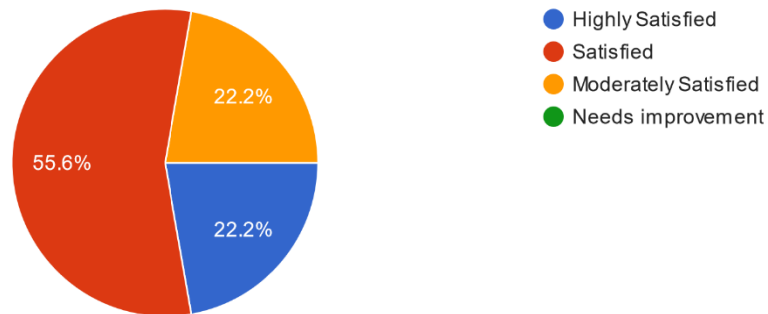
5. Whether the course content is sufficient to improve knowledge base?

27 responses



5. Whether the course content is sufficient to improve knowledge base?

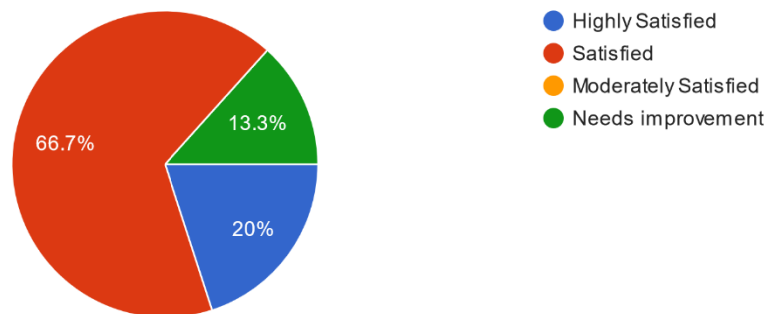
27 responses



BCA students ANALYSIS –Year 2022-23

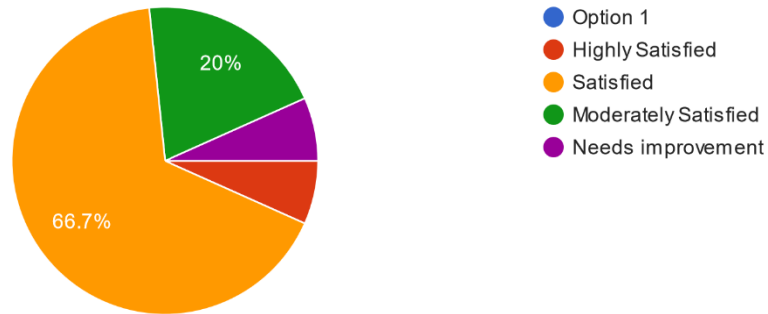
1. Contents of the Course Syllabus

15 responses



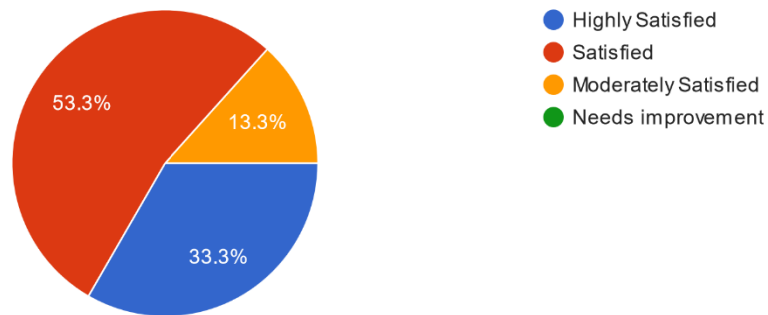
2.Applicability/relevance to real life/in science and technology/for career.

15 responses



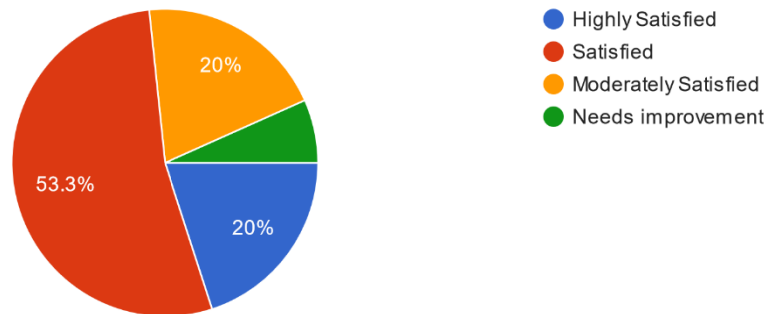
3.Availability of textbooks/ study materials for the course

15 responses



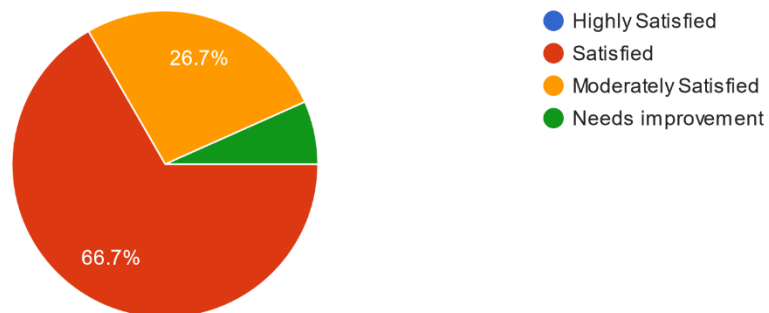
4. Whether the course content motivates you to aspire for higher studies/research ?

15 responses



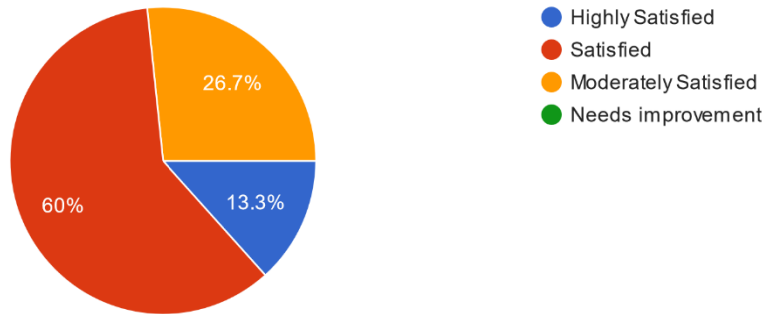
5. Whether the course content is sufficient to improve knowledge base?

15 responses



6. Whether the curriculum helping in developing your personality

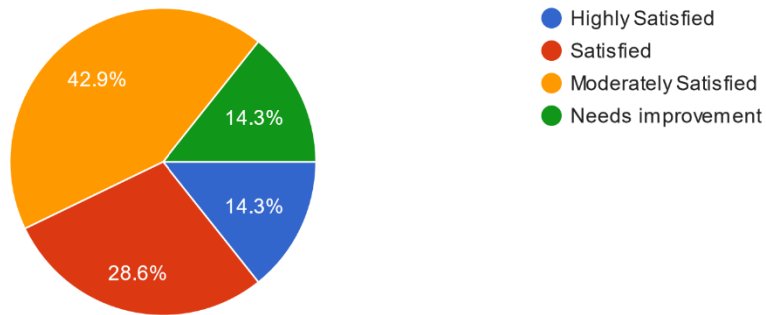
15 responses



BSc. PMEANALYSIS –Year 2022-23

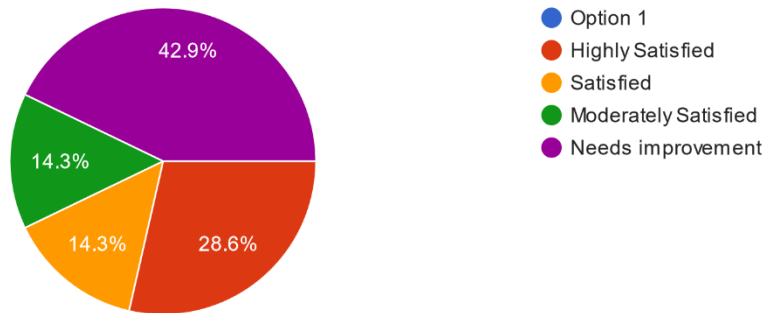
1.Contents of the Course Syllabus

7 responses



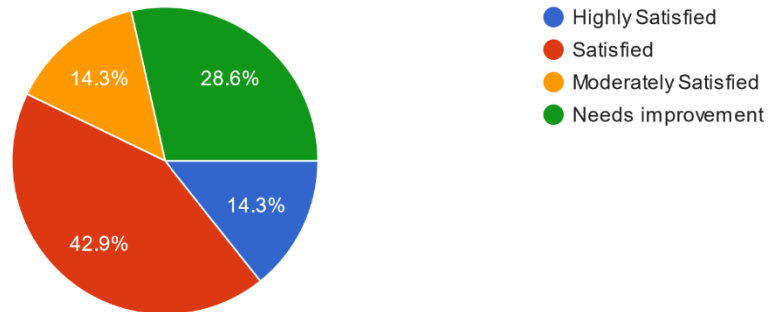
2.Applicability/relevance to real life/in science and technology/for career.

7 responses



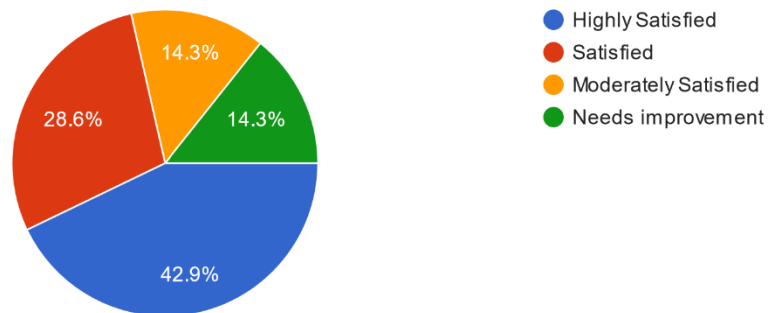
3. Availability of textbooks/ study materials for the course

7 responses



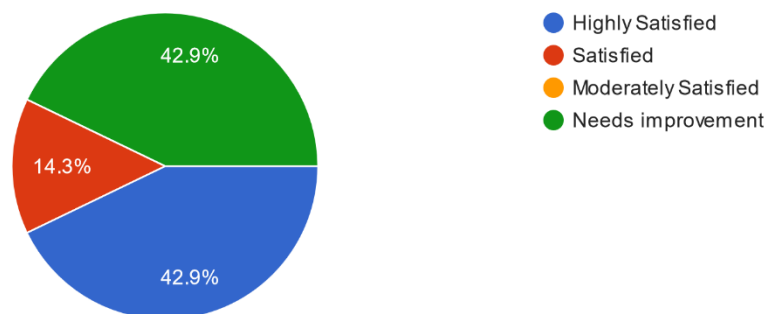
4. Whether the course content motivates you to aspire for higher studies/research ?

7 responses



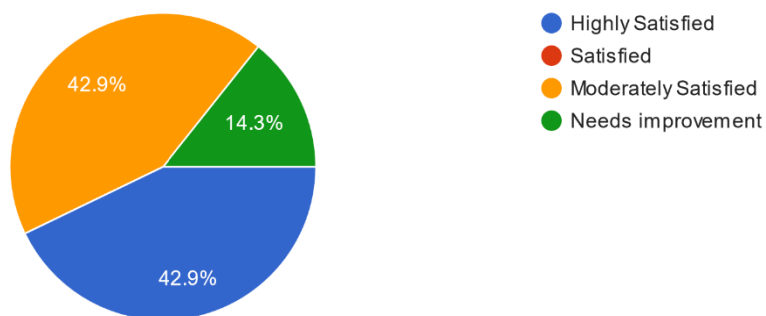
5. Whether the course content is sufficient to improve knowledge base?

7 responses



6. Whether the curriculum helping in developing your personality

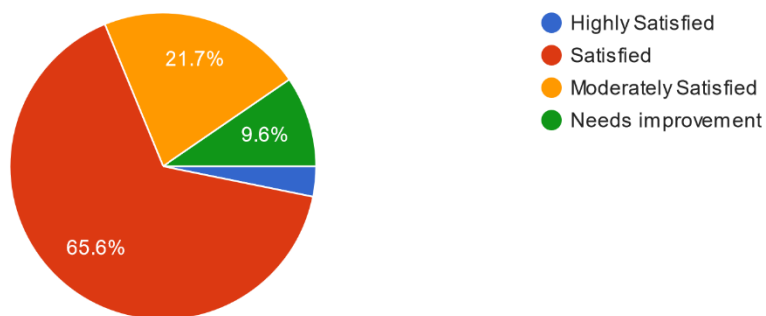
7 responses



BSc.PCM ANALYSIS –Year 2022-23

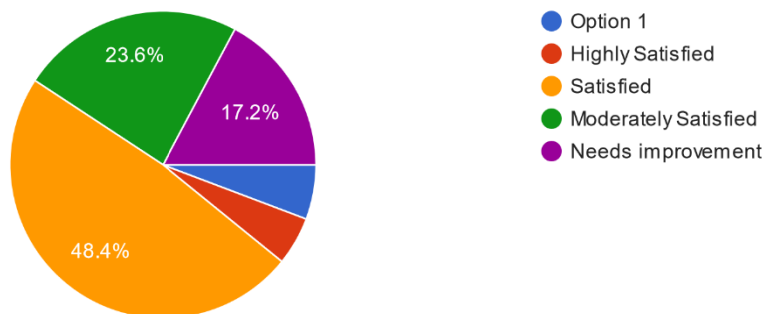
1.Contents of the Course Syllabus

157 responses



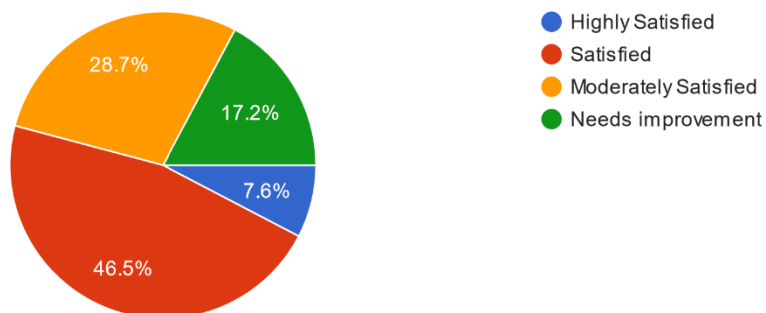
2.Applicability/relevance to real life/in science and technology/for career.

157 responses



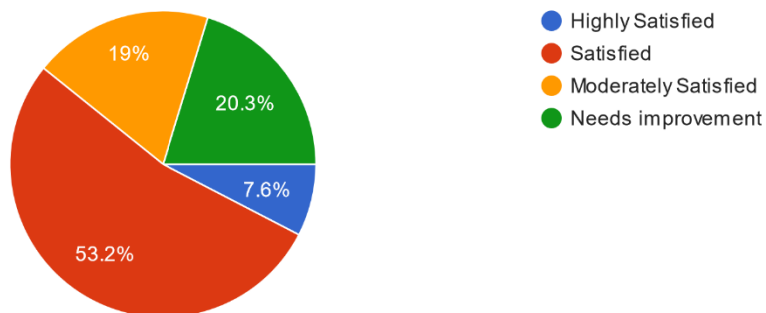
3.Availability of textbooks/ study materials for the course

157 responses



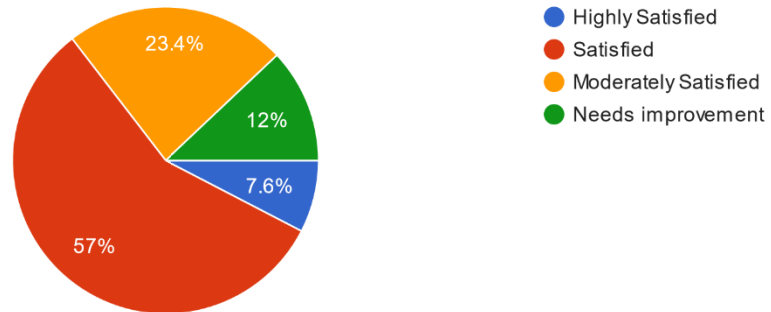
4.Whether the course content motivates you to aspire for higher studies/research ?

158 responses



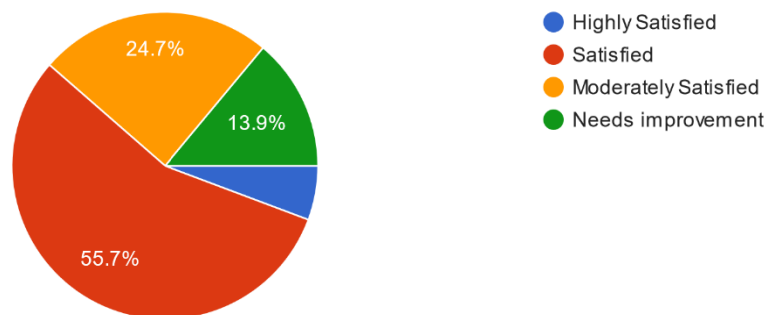
5. Whether the course content is sufficient to improve knowledge base?

158 responses



6. Whether the curriculum helping in developing your personality

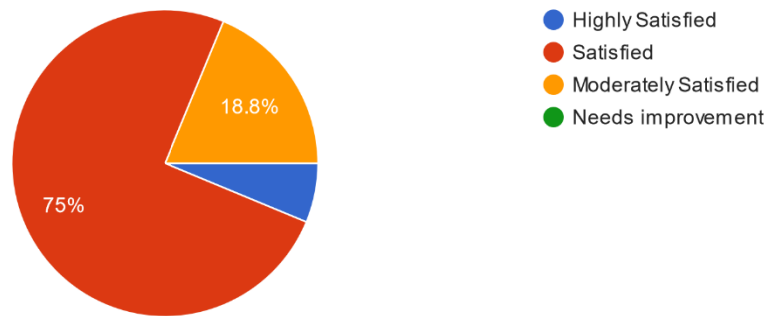
158 responses



BSc. CBZ ANALYSIS –Year 2022-23

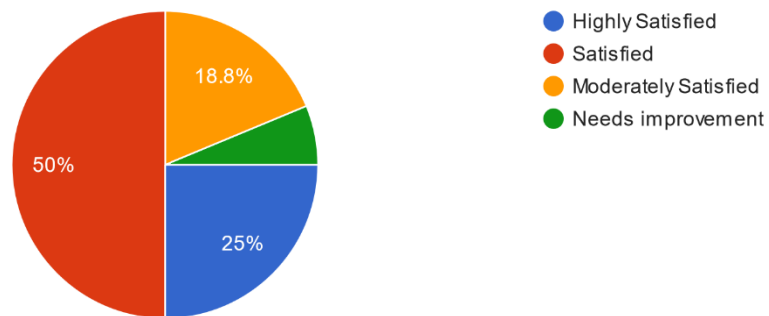
1.Contents of the Course Syllabus

16 responses



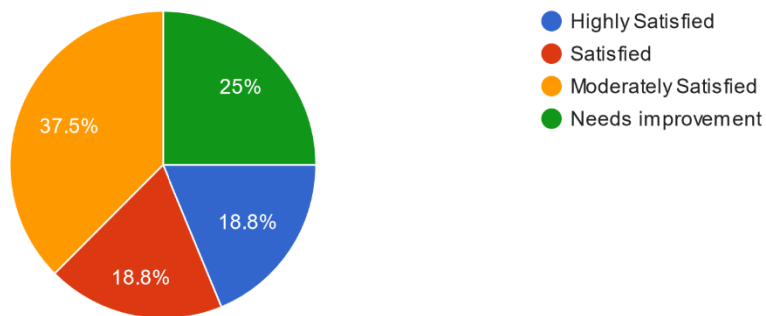
2. Course Applicability/relevance to real life/in science and technology/for career.

16 responses



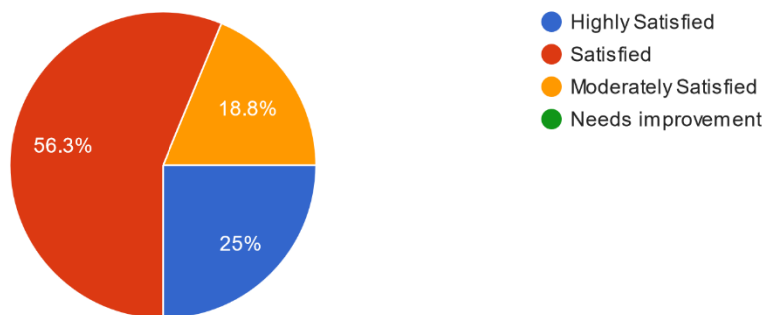
3. Availability of textbooks/ study materials for the course

16 responses



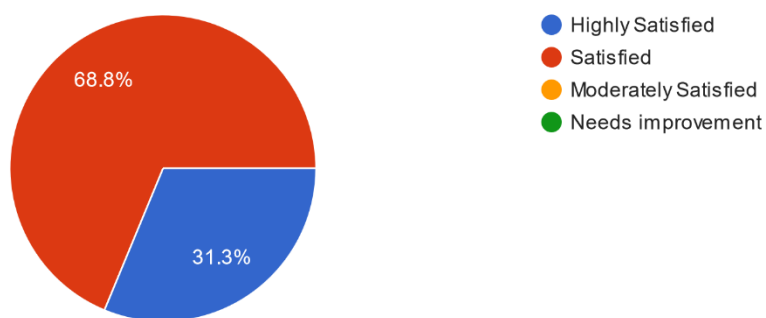
4. Whether the course content motivates you to aspire for higher studies/research ?

16 responses



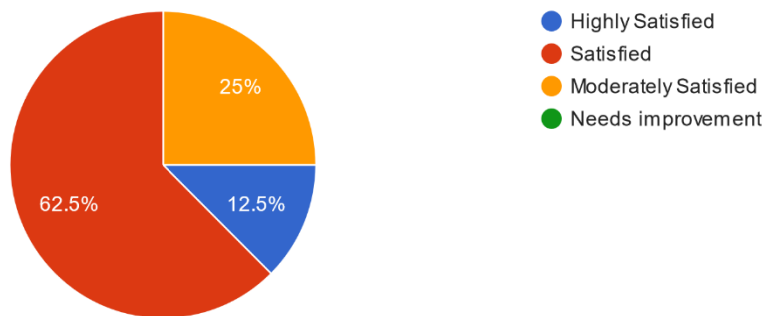
5. Whether the course content is sufficient to improve knowledge base?

16 responses

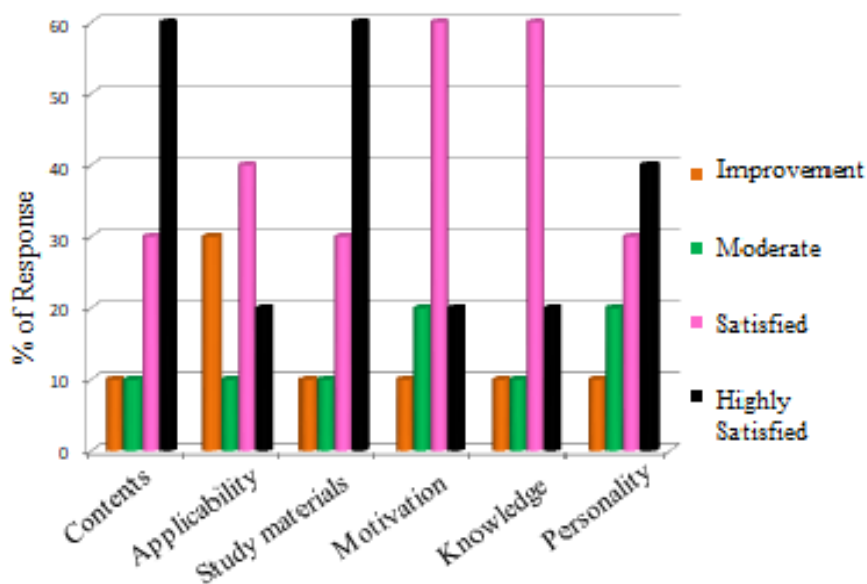


6. Whether the curriculum helping in developing your personality

16 responses



B.A Course Evaluation results of Students



In BA 60% students in III BA Class highly satisfied with the contents of the course and about study materials. Around 60% satisfied with course contribution towards their knowledge and motivation. Around 40% are highly satisfied with contribution of the course in their personality development.

Action taken

Meetings were held at the department level, teacher's forum and BOS to implement the suggestions in the feedback. Activities conducted focusing better results and holistic development. Remedial coaching, Seminars and workshops are held for to make the curriculum delivery more effective.

ALUMNI FEEDBACK ON CURRICULUM

ANALYSIS –Year 2022-23

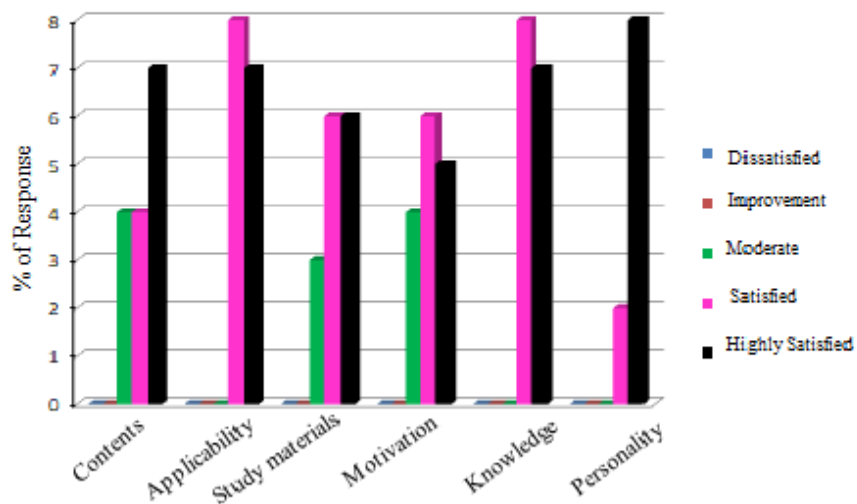
The college views its alumni as a valuable source of information. The feedback for the curriculum was taken by the alumni for academic session. Alumni are the output of higher education . Alumni course evaluations are recognized as an important part of the process of effective curriculum development. They provide insights into the undergraduate learning experience. Curriculum development should cater student needs and should lead to improvement of student learning. To meet the need and requirement of the society and in order to enhance the quality and standards of education, updating and restructuring of the curriculum must be process. The students, alumni and teachers are the most important stakeholders of Higher Education systems. Hence periodical feedback of these stakeholders will be taken to design/update a curriculum .Please fill this form carefully. Here you are evaluating the course you studied in your UG program.

The parameters include:

- 1 Contents of the Course Syllabus
- 2 Applicability/relevance to real life/in science and technology/for career.
- 3 Availability of textbooks/ study materials for the course
- 4 Whether the course content motivated you to aspire for higher studies/research?
- 5 Does the course content is sufficient to improve the knowledge base?
- 6 Whether the curriculum helped to improve your personality?

BSc Alumni Course Evaluation (2017-18)

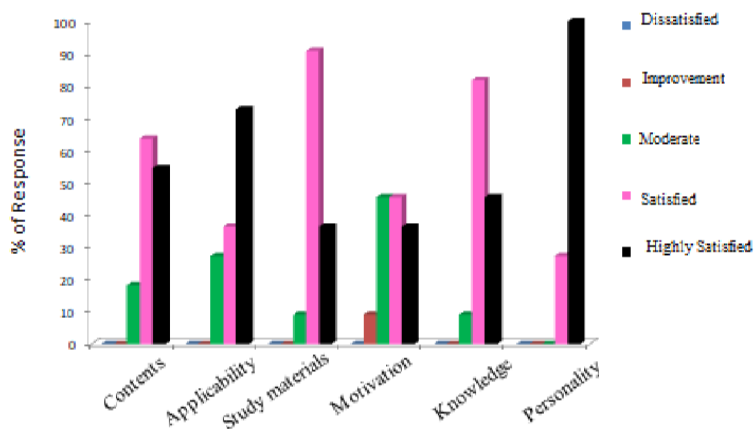
BSc Alumni Course Evaluation (



Alumni from Science stream opined that they are highly satisfied with the contents of the course, its applicability and about study materials provided . Around 60% alumni highly satisfied with course contribution towards their knowledge and motivation. Around 80% are highly satisfied with contribution of the course in their personality development .

BSc Alumni Course Evaluation

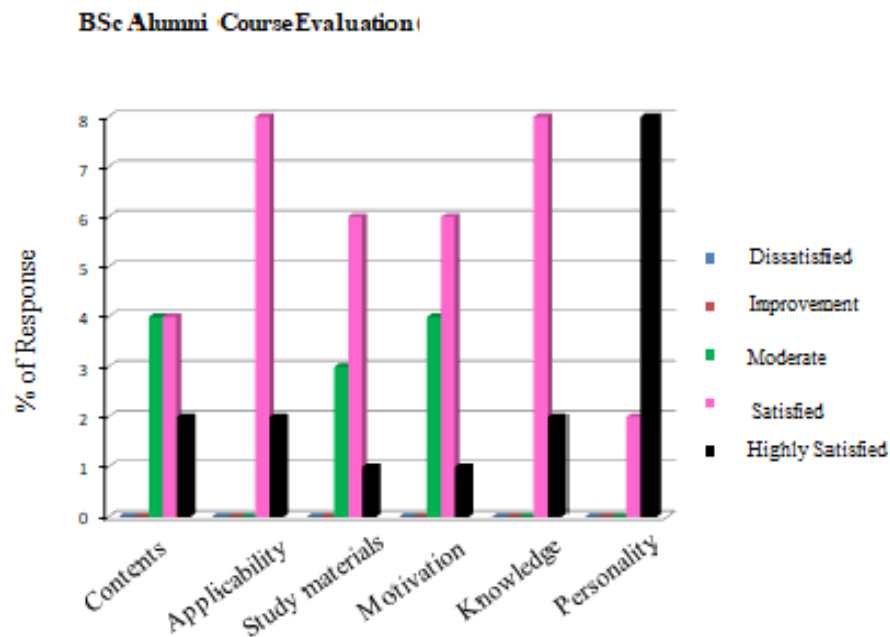
BSC Alumni Course Evaluation



Alumni from Science stream are satisfied with the contents of the course, its applicability and about study materials provided . Around 60% alumni highly satisfied with course contribution towards their knowledge and motivation. Around 80% are highly satisfied with contribution of the course in their personality development .

BSc Alumni Course Evaluation

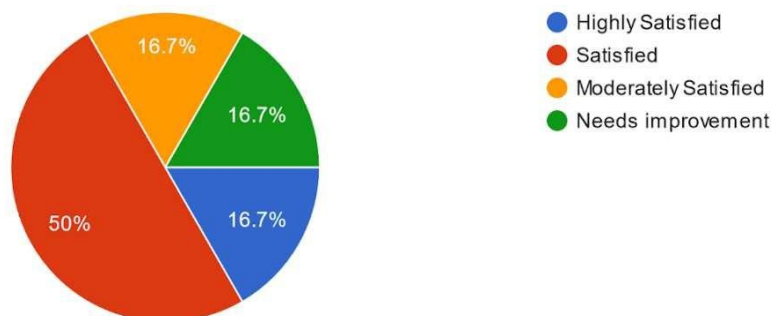
Alumni from BSc are satisfied with the contents of the course, its applicability and about study materials provided . Around 60% alumni are satisfied with course contribution towards their knowledge and motivation. Around 80% are highly satisfied with contribution of the course in their personality development .



BSc Alumni Course Evaluation (2019-20)

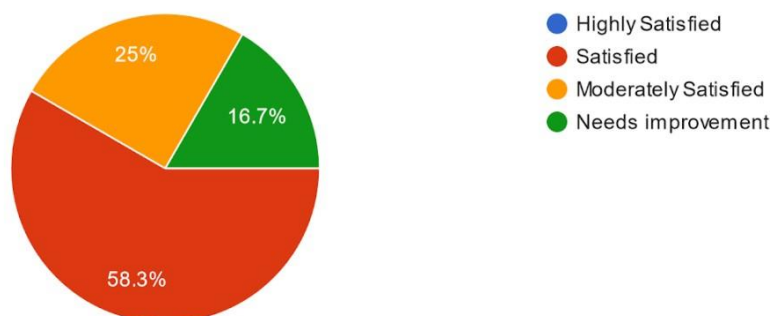
1.Contents of the Course Syllabus

12 responses



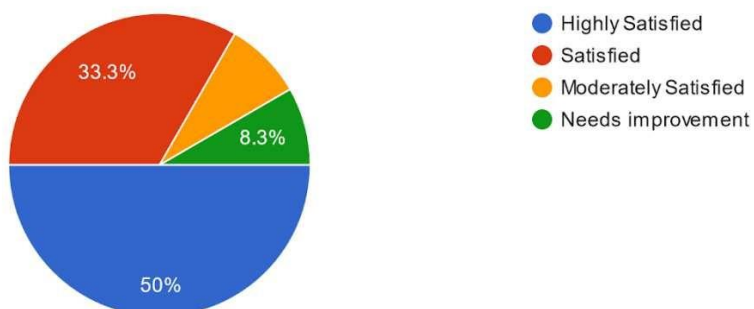
2.Applicability/relevance to real life/in science and technology/for career.

12 responses



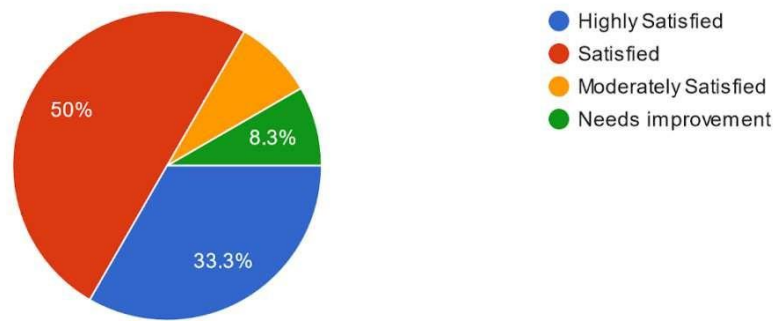
3.Availability of textbooks/ study materials for the course

12 responses



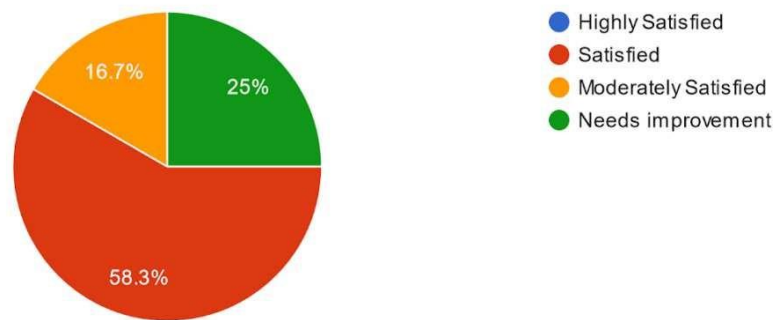
4. Whether the course content motivates you to aspire for higher studies/research ?

12 responses



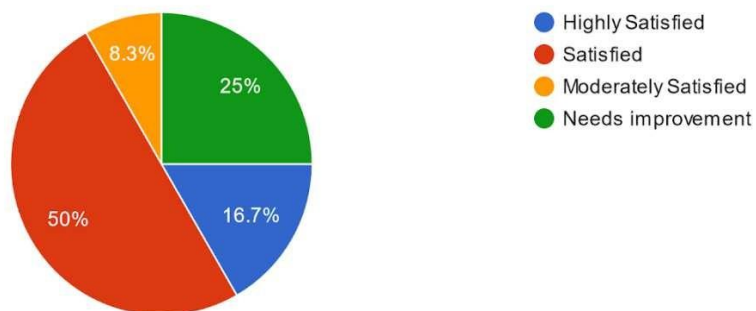
5. Whether the course content is sufficient to improve knowledge base?

12 responses



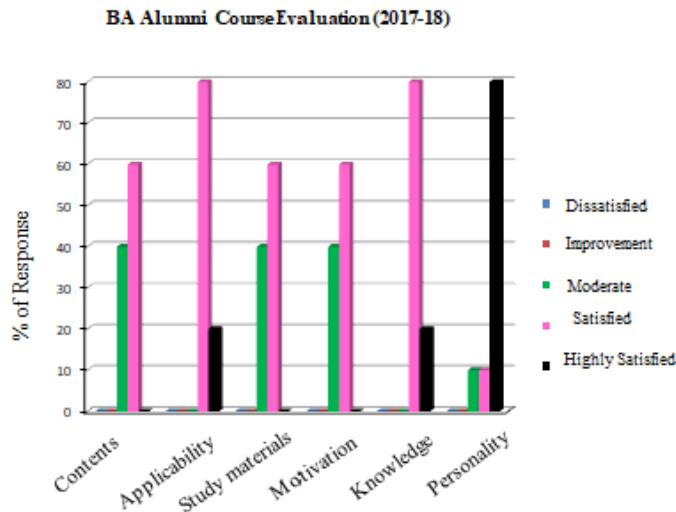
6. Whether the curriculum helping in developing your personality

12 responses



BA Alumni Course Evaluation

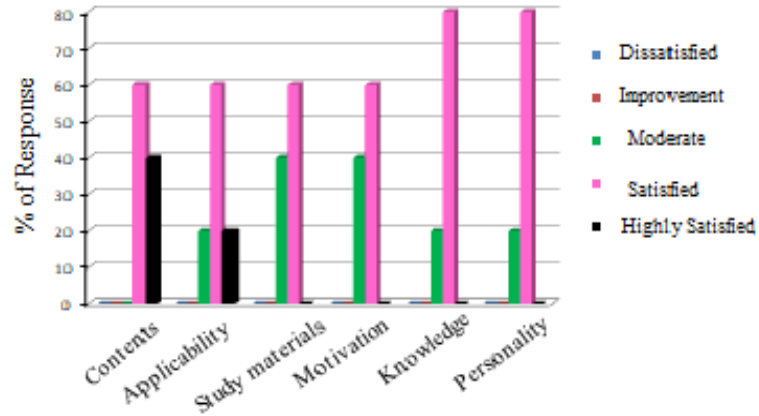
Alumni from Arts stream around 60% opined that they are satisfied with the contents of the course, its applicability and about study materials provided .



Around 80% alumni satisfied with course contribution towards their knowledge and motivation. Around 80% are highly satisfied with contribution of the course in their personality development .

BA Alumni Course Evaluation

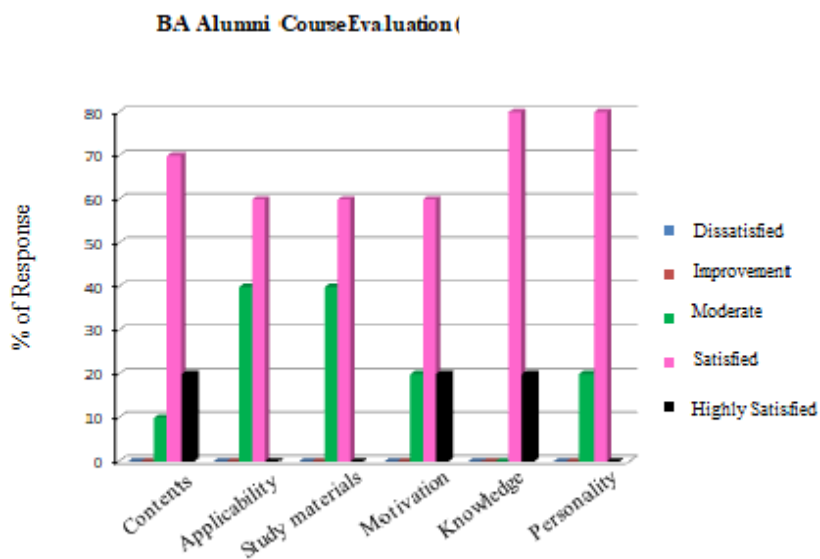
BA Alumni Course Evaluation



Alumni around 60% from BA are satisfied with the contents of the course, its applicability and about study materials provided. Around 80% alumni satisfied with course contribution towards their knowledge and motivation. Around 80% are highly satisfied with contribution of the course in their personality development.

BA Alumni Course Evaluation

Alumni from Arts around 70% having opinion that they are satisfied with the contents of the course, its applicability and about study materials provided. Around 80% alumni satisfied with course contribution towards their knowledge and motivation. Around 80% are satisfied with contribution of the course in their personality development.

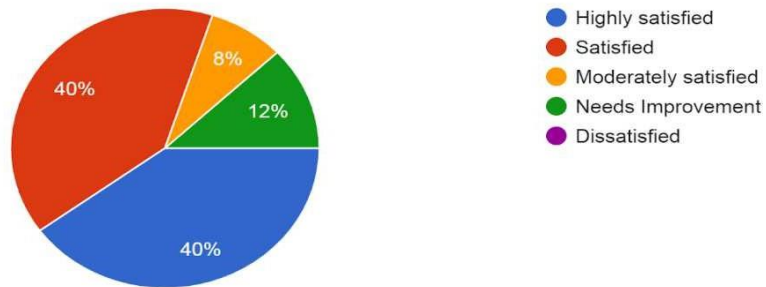


Alumni Course Evaluation

Alumni of 2020-21 around 80% having opinion that they are satisfied with the contents of the course, above 70% satisfied with its applicability and career opportunities provided. Around 80% of alumni are satisfied with availability of study materials for the course. Around 80% alumni satisfied with course contribution towards their knowledge and motivation. Around 80% are satisfied with contribution of the course in their personality development.

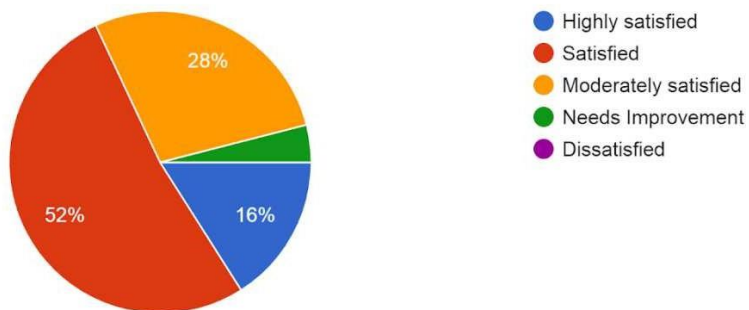
1. Contents of the Course Syllabus

25 responses



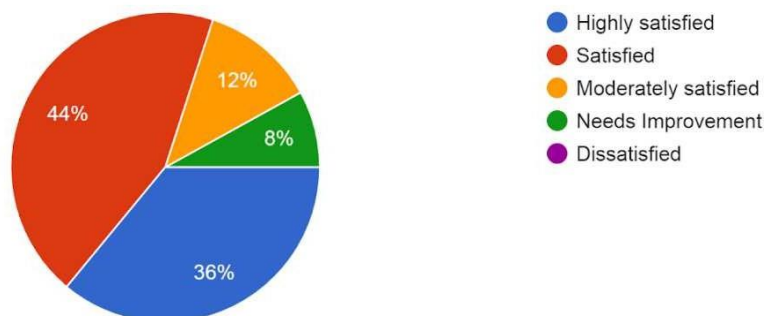
2. Applicability/relevance to real life/in science and technology/for career.

25 responses



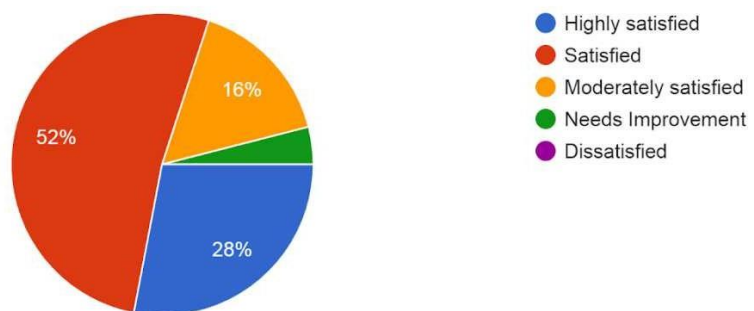
3. Availability of textbooks/ study materials for the course

25 responses



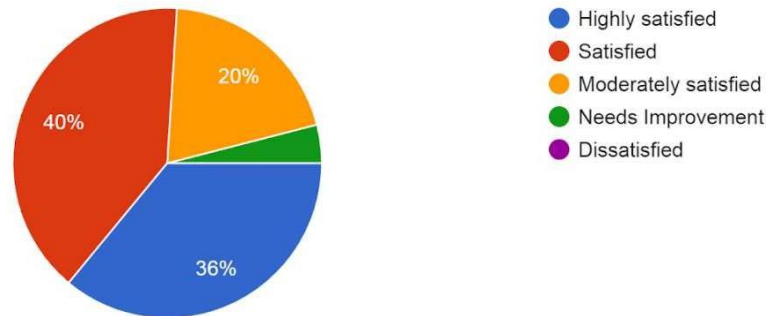
4. Whether the course content motivated you to aspire for higher studies/research?

25 responses



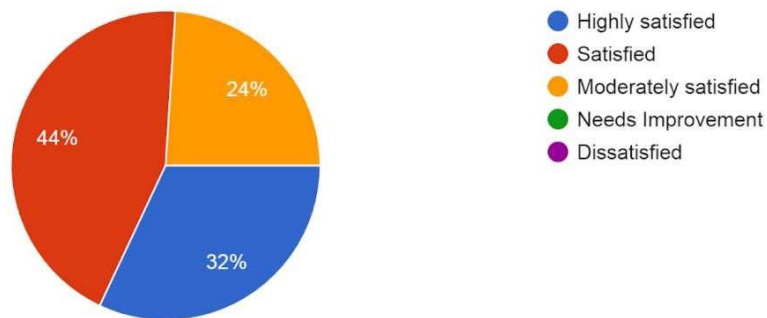
5. Does the course content is sufficient to improve the knowledge base?

25 responses



6. Whether the curriculum helped to improve your personality?

25 responses



TEACHERS FEEDBACK ON CURRICULUM

ANALYSIS –Year 2022-23

Teachers' feedback is an important parameter for quality improvement of the curriculum and the quality of the student of institution. Teacher's feedback on curriculum is received for the syllabus by IQAC , analyzed and necessary improvement in content incorporated in the curriculum design and syllabus.

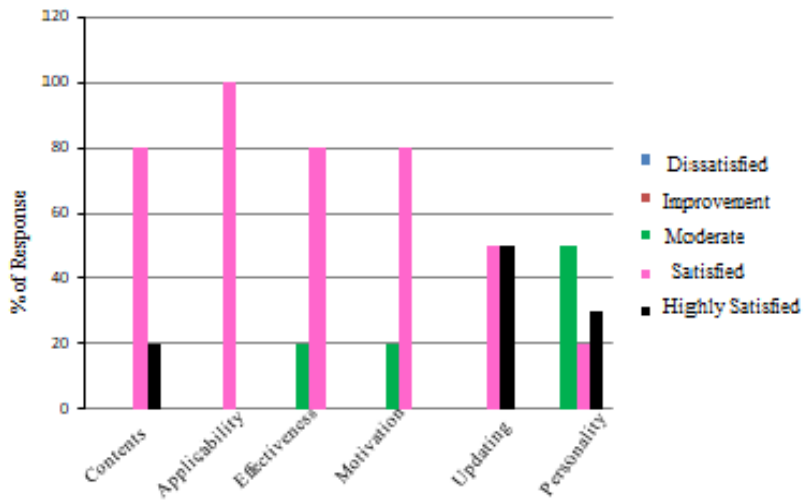
The following parameters are considered while obtaining feedback

- 1 Effectiveness of contents of the Syllabus
- 2 Applicability/relevance to real life/in science and technology/for career.
- 3 Effectiveness of contents of the Syllabus helpful students for competitive exams
- 4 Whether the course content motivates students to aspire for higher studies/research ?
- 5 Whether the course content is updated
- 6 Whether the curriculum helps in developing personality of the student

BSc curriculum analysis by teachers

BSc teachers around 80% are satisfied with course contents. All are highly satisfied with the applicability and satisfied with respect to student motivation. 50% teachers satisfied with the updating and around 30% are highly satisfied with respect to personality development of students.

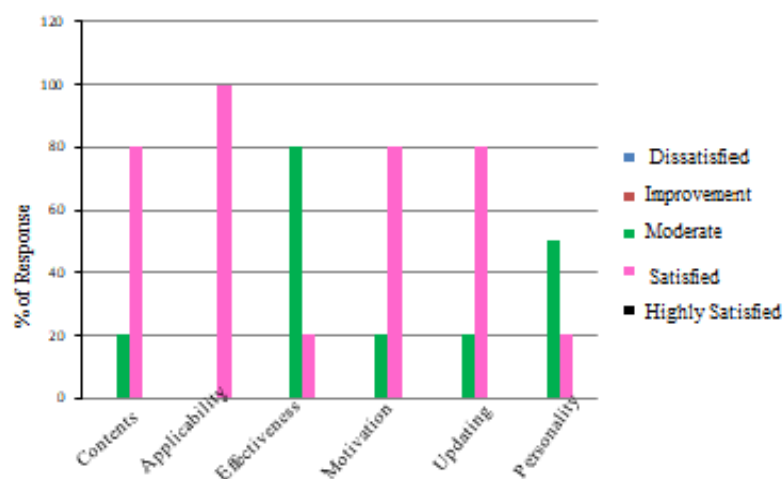
BSc teachers CourseEvaluation)



curriculum analysis by BCom teachers

BCom teachers around 80% are satisfied with course contents. All are satisfied with the applicability and with respect to student motivation. 80% teachers satisfied with the updating and around 30% teachers are satisfied with respect to personality development of students .

B.Com teachers Course Evaluation (

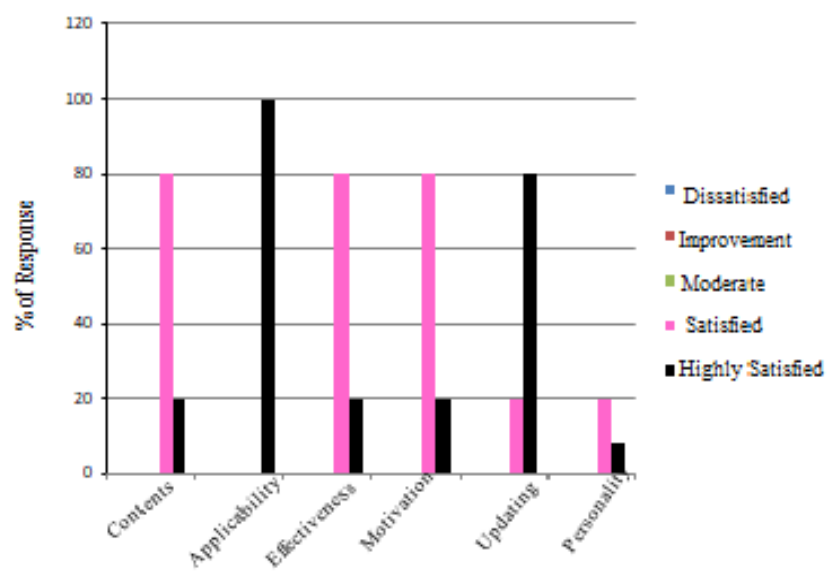


Curriculum analysis by BA teachers

BA teachers around 80% are satisfied with course contents. All are highly satisfied with the applicability, satisfied with respect to effectiveness of curriculum and student motivation. 80% teachers are highly satisfied with the updating and with respect to personality development of students .

Curriculum analysis by BA teachers

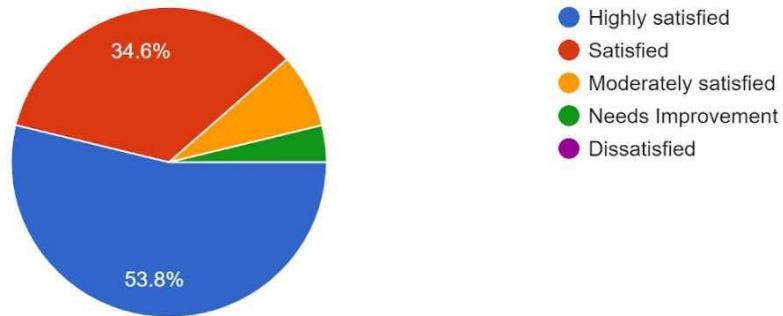
BA teachers Course Evaluation ()



CURRICULUM ANALYSIS BY TEACHERS-2022-23

1. Effectiveness of contents of the Syllabus

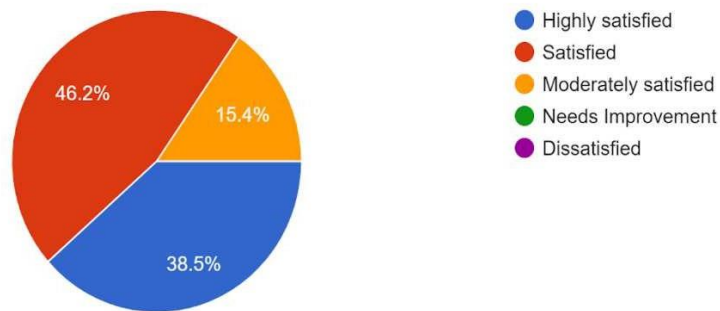
26 responses



Among our college teachers, 53.8% of teachers are highly satisfied with effectiveness of contents of syllabus and 34.6% of teachers are satisfied. Few are moderately satisfied Only few percentage of teachers that is around want to need improvement in contents of the syllabus but maximum teachers are satisfied with contents. According to this our syllabus content is good and satisfied to teachers

2. Applicability/relevance to real life/in science and technology/for career.

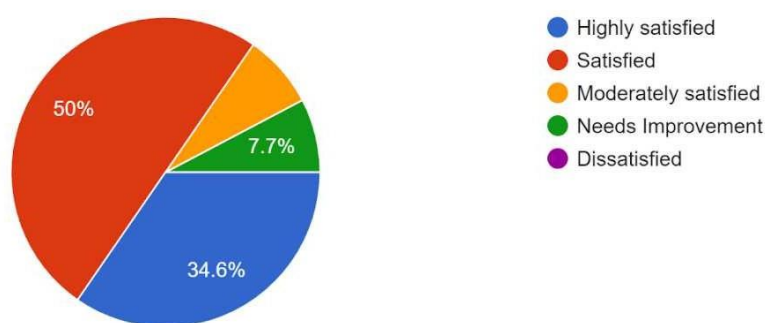
26 responses



Among our college teachers, 38.5 % of teachers are highly satisfied with applicability of syllabus and 46.2% of teachers are satisfied. Only 15.4 are moderately satisfied about applicability of contents in science and technology. According to this syllabus has most applications in science and technology

3. Effectiveness of contents of the Syllabus helpful students for competitive exams

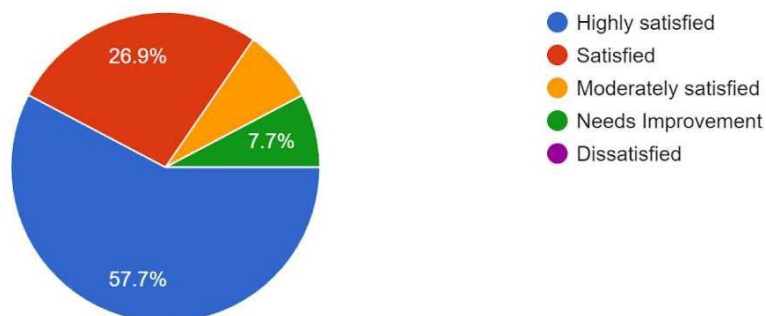
26 responses



Among our college teachers, 34.6 % of teachers are highly satisfied with useful of syllabus in competitive exams, 50% of teachers are satisfied. Only 7.7% are moderately satisfied and 7.7 % needs improvement in effectiveness of useful of content of syllabus in competitive exams. According to this chart, syllabus is more useful in competitive exams.

4. Whether the course content motivates students to aspire for higher studies/research ?

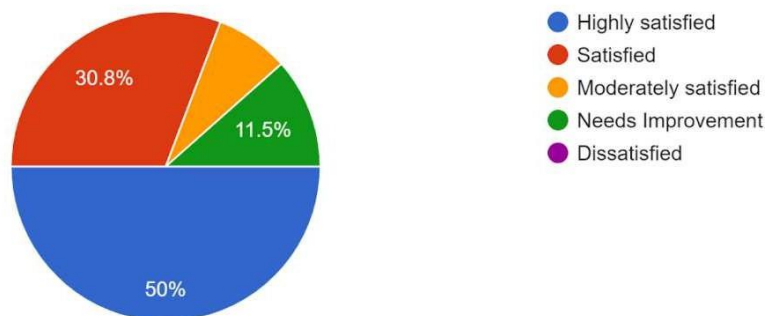
26 responses



Among our college teachers, 57.7 % of teachers are highly satisfied with helpful of syllabus in motivating the students to higher education, 26.9% of teachers are satisfied. Only 7.7% are moderately satisfied and 7.7 % need improvement in syllabus with respect to it. According to this chart, syllabus is more helpful in motivating the students to higher education.

5. Whether the course content is updated

26 responses



Among our college teachers, 50 % of teachers are highly satisfied with content of course, 30.8% of teachers are satisfied. 11.5% are moderately satisfied and 7.7 % need improvement in syllabus content. According to this chart course content is updated and more satisfied to teachers



DESHEEYA VIDYASHALA SAMITHI (R.)
DVS COLLEGE OF ARTS AND SCIENCE, SHIVAMOGGA
Sir M.V.Road, Post Box No.81, SHIVAMOGGA-577201,Karnataka State
IQAC

FEEDBACK ANALYSIS

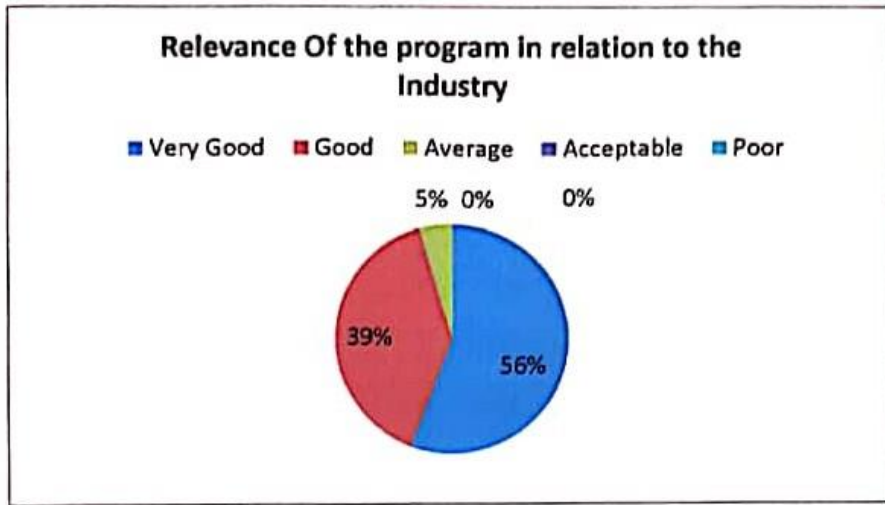
Course Evaluation

Curriculum Development is defined as the process of selecting, organizing, executing, and evaluating learning experiences on the basis of the needs, abilities and interests of the learners and the nature of the society/ community. Renewing and updating of the Curriculum is the essential process of any university academic system. Curriculum development should cater student needs and should lead to improvement of student learning. To meet the need and requirement of the society and in order to enhance the quality and standards of education, updating and restructuring of the curriculum must be process. The students and teachers are the most important stakeholders of Higher Education systems. Hence periodical feedback of these stakeholders will be taken to design/update a curriculum

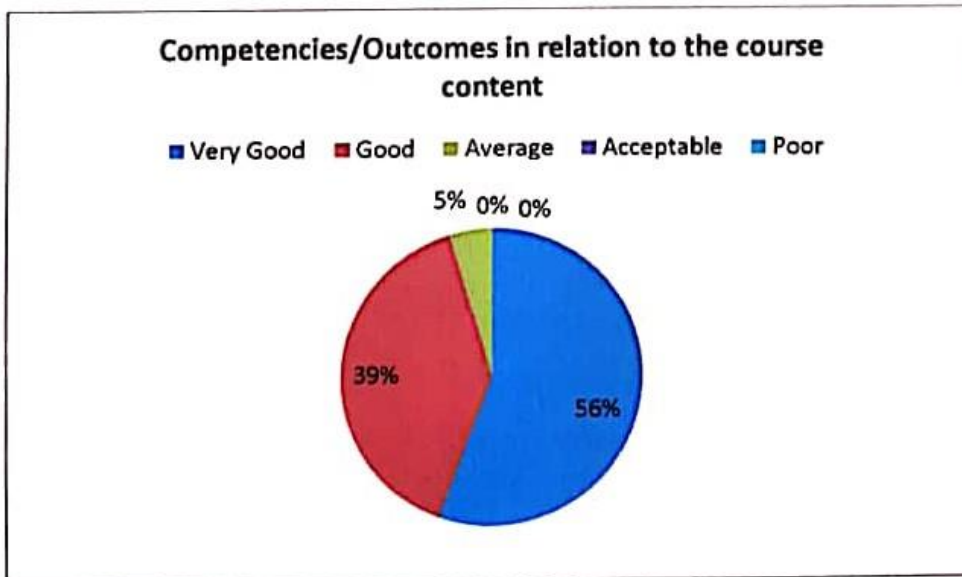
Feedback from stakeholders of education system on curriculum is essential to develop a competent syllabus. Different Stakeholders feedback on programmes offered is collected by the IQAC, analyzed systematically and reports are informed to concerned BOS members/teachers of the college. Many faculty members are in various Boards of studies. Departments are conducting curricular review meetings to assess the feedback from different stakeholders and resolutions will be communicated to respective Board of studies of University to evolve a need based curriculum. They have organized syllabus up gradation workshops to evolve an effective curriculum at university level.

M. V. S. A. S.
Principal
D.V.S. College of Arts & Science
Shimoga.


ANALYSIS OF FEEDBACK FROM EMPLOYER ON CURRICULUM



About 5% of the employee are good in relevance of the programme in relation to the industry and about 5% of them are showed average response towards the relevance of program in relation to the industry.

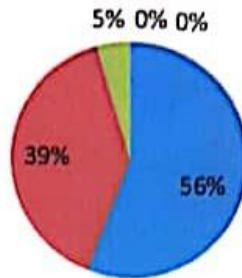


About 95% of the employee are good in their competencies in relation to the course content and about 5% of them are showed average response towards the outcomes in relation to the course content


Principal
D.V.S. College of Arts & Science
Shimoga.

Capability to contribute to the achievement of the organisation goals and objectives

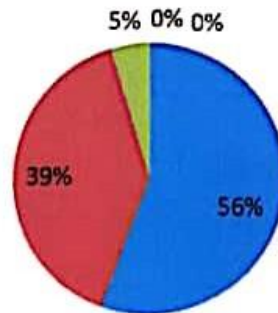
■ Very Good ■ Good ■ Average ■ Acceptable ■ Poor



About 95% of the employee are good at their capability to contribute to the achievement of the organisation goals and objectives whereas about 5% of them are showed average response towards the capability to contribute to the achievement of the organisation goals and objectives.

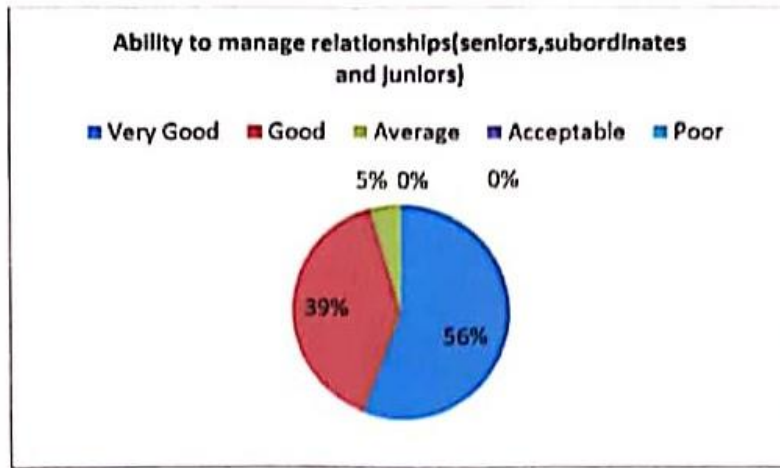
ICT and soft skills of the employees

■ Very Good ■ Good ■ Average ■ Acceptable ■ Poor



About 95% of the employee are excel in ICT and soft skills whereas about 5% of them are showed average response towards the development of ICT and soft skills

Principal
D.V.S. College of Arts & Science
Shimoga.



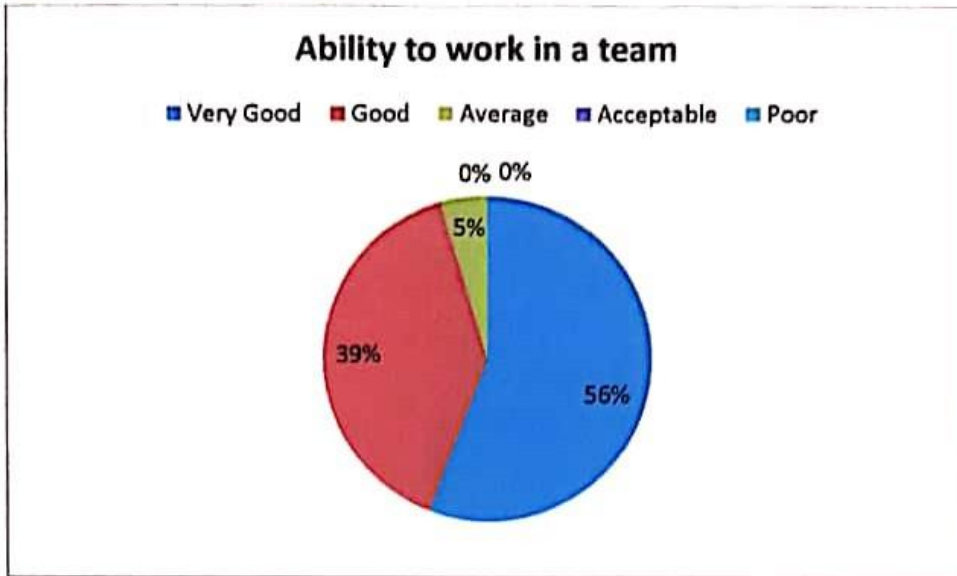
About 95% of the employee are having the ability to manage the relationship with seniors, subordinates and juniors whereas about 5% of them are showed average response towards managing relationships with others.



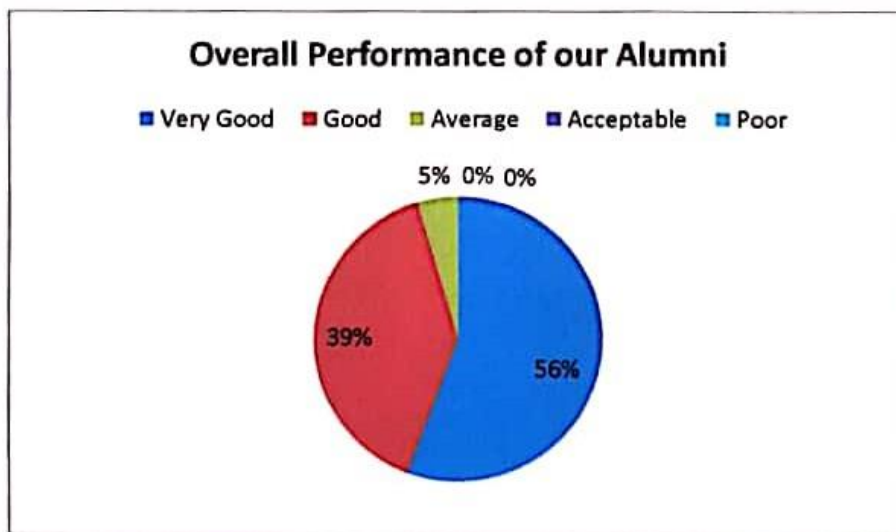
About 95% of the employee are good in their communication skills whereas about 5% of them are showed average response towards their communication skills

M. V. L. D.

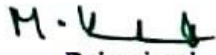
Principal
D.V.S. College of Arts & Science
Shimoga.



About 95% of the employee are having good ability to work in a team whereas about 5% of them are showed average response to work in a team.

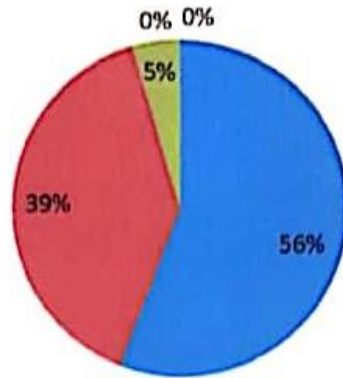


About 95% of the employee showed good overall performance as our alumni whereas about 5% of them showed average response in their performance.


 Principal
 D.V.S. College of Arts & Science
 Shimoga.

Present curriculum is as per the needs of the industry

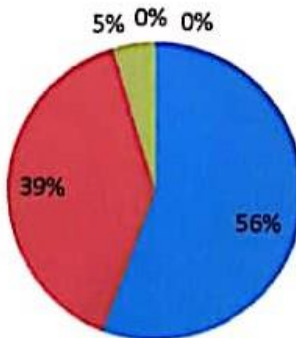
■ Very Good ■ Good ■ Average ■ Acceptable ■ Poor



About 95% of the employee agreed that the present curriculum is useful as per the needs of the industry whereas about 5% of them showed average response.

The Syllabus has good balance between theory and application

■ Very Good ■ Good ■ Average ■ Acceptable ■ Poor



About 95% of the employee accepted that, the syllabus has a good balance between theory and its application whereas about 5% of them showed average response.

M. V. L. K.

Principal
D.V.S. College of Arts & Science
Shimoga.